



THE
GUARDIAN

HYDRAULIC TRUCK SCALE



The Ultimate in Vehicle Scale Protection

Hydraulic load cells are the most rugged and long-lasting weighing device available in the scale market. Cardinal's extensive truck scale experience has culminated in developing The Guardian Hydraulic Truck Scale, the most dependable truck scale you can buy.

CARDINAL HYDRAULIC TRUCK SCALES

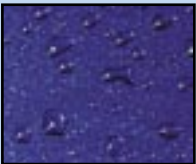
SEVERE-DUTY RATED PROTECTION



LIGHTNING AND POWER SURGES
Cardinal's Guardian truck scale is immune to electrical surges, power failures, stray voltages, and lightning strikes giving you an unprecedented level of protection.



SHOCK LOADING
The Guardian truck scale has built-in shock absorption due to the fact that the pressure transducers are isolated from the scale and located in an indoor enclosure far away from the scale itself.



WATER DAMAGE
The Guardian will operate completely submerged in water. Steam and humidity have no effect on scale operation, because all vulnerable electronic components are housed away from harsh climates.



RODENT DAMAGE
The Guardian's copper tubing is protected against rodent damage. Rodents enjoy chewing on typical electronic load cell cables and can cause extensive damage and costly load cell replacements.

Guardian Steel Deck Hydraulic Truck Scale Models

MODEL	PLATFORM SIZE	TONS CAPACITY	CLC* TONS
H3020-EPR	20' x 11'	30	30
H6040-EPR	40' x 11'	60	30
H7050-EPR	50' x 11'	70	30
H10060-EPR	60' x 11'	100	30
H10070-EPR	70' x 11'	100	30
H10075-EPR	75' x 11'	100	30
H10080-EPR	80' x 11'	100	30
H10090-EPR	90' x 11'	100	30
H100100-EPR	100' x 11'	100	30
H100120-EPR	120' x 11'	100	30
H4020-EPR	20' x 11'	40	40
H7040-EPR	40' x 11'	70	40
H8050-EPR	50' x 11'	80	40
H11060-EPR	60' x 11'	110	40
H13570-EPR	70' x 11'	135	40
H13580-EPR	80' x 11'	135	40
H13590-EPR	90' x 11'	135	40
H135100-EPR	100' x 11'	135	40
H135120-EPR	120' x 11'	135	40

** Add "-C" after "EPR" in the model to denote a **CONCRETE DECK**.

* **CLC = Concentrated Load Capacity:** The maximum axle-load concentration for a group of two axles with a center line spaced 4' apart and an axle width of 8' that can safely be applied to the scale.

WE PROVIDE MORE INSURANCE For Your Investment

Cardinal's Guardian Hydraulic Truck Scales are ideal for the solid waste, aggregate, chemical, grain, and construction industries because they are immune to many of the conditions that can adversely affect truck scale installations. Water, lightning, power surges, explosive areas, corrosion, welding, shock loading, extreme temperature fluctuations and even rodents can cause scale problems, all at a cost to the owner. Cardinal's Guardian Hydraulic Truck Scale provides a superior level of performance which protects the scale against these conditions.



The Guardian's all-stainless steel hydraulic compression load cells are geared for applications requiring superb accuracy in a hostile environment.

CARDINAL HYDRAULIC TRUCK SCALES

The Ultimate in Vehicle Scale Protection



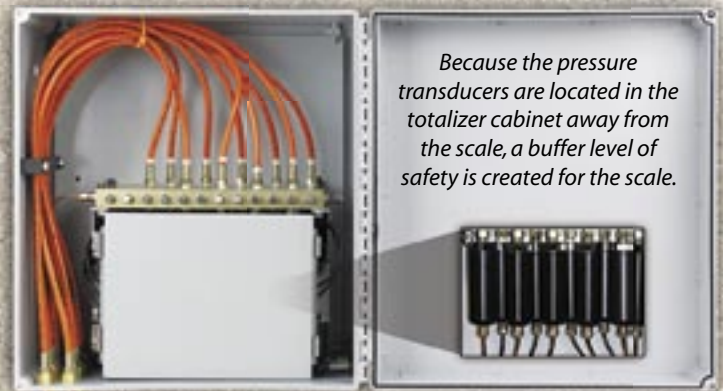
- Low-Profile or Pit Type Scales
- Concrete or Steel Decks
- Numerous Capacities and Platform Sizes Available



Cert. No.
Load Cell:
05-076
Truck Scale:
97-093



The Cardinal model PTG-3K Pressure Transducers, located near the Cardinal weight indicator, are fluidly coupled to the SST hydraulic load cell to convert the pressure signal into an electrical signal.

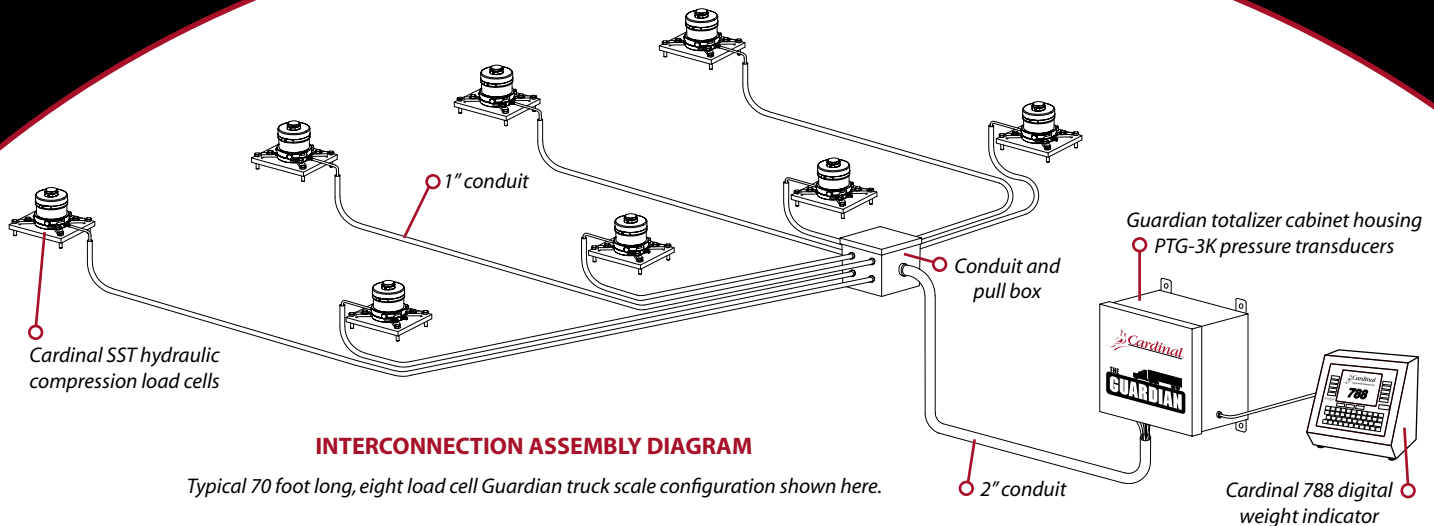


Because the pressure transducers are located in the totalizer cabinet away from the scale, a buffer level of safety is created for the scale.



CARDINAL SERIES SST HYDRAULIC COMPRESSION LOAD CELLS

- 50,000 lb and 75,000 lb Capacities
- Environmentally Sealed (IP68)
- 100% Stainless Steel
- Immune to Lightning Damage
- Rugged All-Welded Construction



The Guardian all-stainless steel hydraulic compression load cell is the ideal solution to those applications requiring superb accuracy in a hostile environment.

SPECIFICATIONS

SST Load Cell

CAPACITY:	50,000 lb and 75,000 lb
SAFE OVERLOAD:	150% of capacity
CONSTRUCTION:	Stainless steel
V-min:	3.8, 5.7, 7.6 lb
ACCURACY:	Class III/L 10,000 divisions multiple cells



PTG-3K Pressure Transducer

RATED CAPACITY:	3,000 PSIG
WORKING CAPACITY:	1,800 PSIG
CONSTRUCTION:	Aluminum
OUTPUT:	1 mV/V
OUTPUT RESISTANCE:	350 ohms +/- 1 ohm



788 Weight Indicator

DISPLAY:	320 x 240 pixel backlit LCD
ENCLOSURE:	Epoxy painted mild steel
INTERNAL	
RESOLUTION:	400,000 divisions
POWER:	90 to 260 VAC 50/60 Hz
LOAD CELLS:	14 x 350 ohm



Cardinal's model H-EPR Hydraulic Vehicle Scale meets or exceeds Class III/L, 10,000 division accuracy requirements in accordance with the NIST Handbook 44. A Certificate of Conformance Number **97-093**, was issued under the National Type Evaluation Program (NTEP) of the National Conference on Weights and Measures.



Cardinal's model SST Hydraulic Load Cell meets or exceeds Class III/L, 10,000 division accuracy requirements in accordance with the NIST Handbook 44. A Certificate of Conformance Number **05-076**, was issued under the National Type Evaluation Program (NTEP) of the National Conference on Weights and Measures. The CC specifies the maximum number of scale divisions (n-max), load cell verification interval (v-min), and capacities for the Model SST load cell family.

Cardinal Scale reserves the right to improve, enhance, or modify features and specifications without prior notice.

Sold By:

Cardinal
Cardinal Scale Manufacturing Co.

